

Hoisting Equipment Ratchet lever hoists



Yale **ERGO 360**[®]

Ratchet lever hoist

Capacity 750 - 9000 kg

Redefining lever-operated hoists, the Yale **ERGO 360**[®] features the revolutionary crank handle that allows for efficient operation in both lifting and pulling applications. Ergonomically designed for increased safety, the patented Yale **ERGO 360**[®] lets the operator work up to 12 times faster and with as much as 30% less pull force than with conventional ratchet lever tools.

Features

- The lightweight, high-strength aluminium housing with powder coating and high-quality bearings offer a long service life even with intensive use and rough operating conditions.
- The hand lever with integrated snap crank ensures ideal power transmission and enables a 360° working range. This increases productivity and reduces the risk of injury.
- Display of the operating direction or free chaining in the viewing window of the hand lever.
- The covered load pressure brake remains free of dirt and moisture, which enables precise load positioning.
- Standard free chaining device to quickly attach the load or to pull the chain through the hoist in both directions.
- Chain guide and stripper are made of robust cast iron and zinc plated to protect against corrosion.
- Alloyed steel link chain with zinc-plated resp. yellow chromated finish, in accordance with national and international standards and regulations.
- Rotatable, forged top and load hooks and casted safety latches provide reliable and safe load suspension. The screwed top hook cross bars and bottom blocks are allowed for easy maintenance.

Options

- All Yale **ERGO 360**[®] units can be equipped with an over-load protection device in the form of a slip clutch which is factory preset to approx. 25% ± 15% overload.
- Shipyard hooks available for 1500 kg and 3000 kg units.



Hoisting Equipment Ratchet lever hoists

PATENTED
**HAND LEVER WITH
RETRACTABLE CRANK**
DESIGNED FOR OPTIMAL
EFFICIENCY & SAFETY



Capacity
750 kg

Shortest hook space
(Amin.) 320 mm
Handle pull at WLL
crank lever handle operation
20 daN
Weight 6.7 kg



Capacity
1500 kg

Shortest hook space
(Amin.) 375 mm
Handle pull at WLL
crank lever handle operation
24 daN
Weight 9.6 kg



Capacity
3000 kg

Shortest hook space
(Amin.) 445 mm
Handle pull at WLL
crank lever handle operation
35 daN
Weight 17.2 kg



Capacity
6000 kg

Shortest hook space
(Amin.) 563 mm
Handle pull at WLL
crank lever handle operation
37 daN
Weight 28.9 kg



Capacity
9000 kg

Shortest hook space
(Amin.) 695 mm
Handle pull at WLL
crank lever handle operation
41 daN
Weight 49.5 kg



When folded out, the lever handle can serve as a carrying grip for easy transport. Simply attach the end stop to the hook and slip the hook onto the crank handle.



Unique body design allows the YaleERGO 360[®] to lay flat to minimize tipping or slipping during operation.



The YaleERGO 360[®] in conventional use.

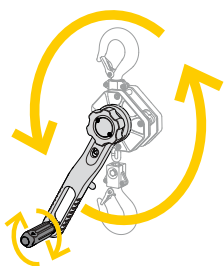
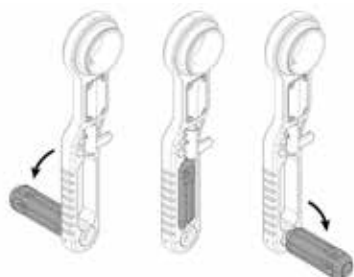


The YaleERGO 360[®] in use of the extended crank handle.

Hoisting Equipment Ratchet lever hoists

DISTINCTIVE (((CLICKING SOUND))) ENSURES THE HANDLE IS LOCKED INTO POSITION

To return handle to upright position, simply pull the handle outward and snap into place inside the lever.



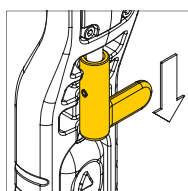
The hand lever with integrated crank

- 360° rotation increases efficiency, allowing operators to work up to 12 times faster than with a conventional ratchet lever hoist.
- Requires 30 % less pull force to operate.
- Easy and effective operation from any angle with handle that folds down and locks into position on either side of the lever.
- Design keeps the operator's body aligned with the load chain, reducing the risk of the twist effect – when a hoist twists around the chain. No need to use a second hand to stabilize the hoist.
- Operator can securely grip the grooved, no-slip handle.
- Crank handle made of durable polyamide with a heavy-duty steel core for rugged use.



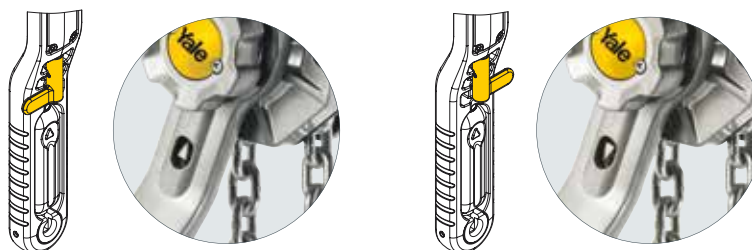
SAFE & SECURE SELECTOR LEVER LOCKS IN PLACE TO PREVENT ACCIDENTALLY SWITCHING.

Pull down on the selector lever to unlock it, turn it to the desired direction, and release it into the locking position.



Convenient directional indicator

Easy-to-use, highly visible directional indicator window located in the handle clearly shows the operating direction as LIFTING (▲), LOWERING (▼) or NEUTRAL (N).

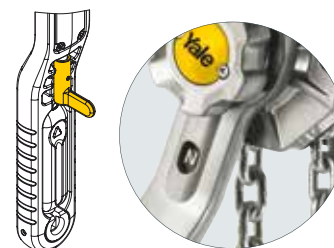


Simple & smooth free chaining device

Quick positioning of the unloaded chain - even with one-handed operation.

In this operating mode, the chain can be pulled through the unit by hand in both directions in order to attach it more quickly.

The free chaining device is activated by moving (shifting) the lever to the neutral position (N).



Hoisting Equipment Ratchet lever hoists

Technical data YaleERGO 360[®]

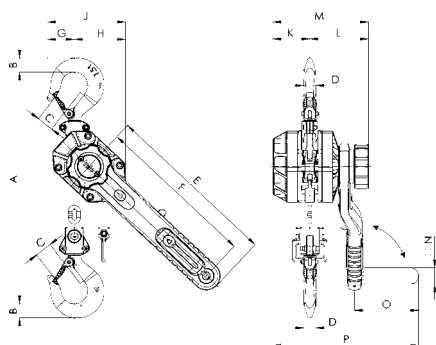
Model	Art.-No.	Capacity kg	Number of chain falls	Chain dimensions d x p in mm/ design	Lift with one full lever turn mm	Handle pull at WLL daN	Handle pull at WLL with crank daN	Weight at standard lift (1.5 m) kg
YaleERGO 360 750	192028204	750	1	5.6 x 17.1 - T	27.2	21	20	6.7
YaleERGO 360 1500	192028202	1500	1	7.1 x 21 - T	21.7	31	24	9.6
YaleERGO 360 3000	192028553	3000	1	10 x 28 - V	20.1	43	35	17.2
YaleERGO 360 6000	192035451	6000	2	10 x 28 - V	10.1	46	37	28.9
YaleERGO 360 9000	192039362	9000	3	10 x 28 - V	6.7	50	41	49.5

Dimensions YaleERGO 360[®]

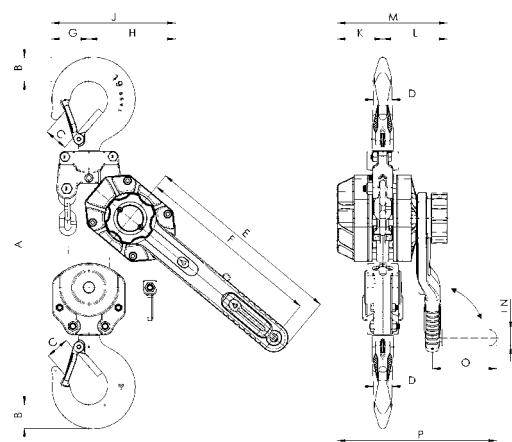
Model	YaleERGO 360 750	YaleERGO 360 1500	YaleERGO 360 3000	YaleERGO 360 6000	YaleERGO 360 9000
A min., mm	320	375	445	563	695
B, mm	20	26	37	45	68
C, mm	27	31	40	47	68
D, mm	18	21	28	35	50
E, mm	327	327	377	377	377
F, mm	300	300	350	350	350
G, mm	40	51	57	71	116
H, mm	81	96	123	162	199
J, mm	121	147	180	233	315
K, mm	56	69	86	86	86
L, mm	105	110	121	121	121
M, mm	161	179	207	207	207
N, mm	30	30	30	30	30
O, mm	120	120	120	120	120
P, mm	257	273	299	299	299

Option:
Shipyards hooks
for capacities
1500 and 3000kg.

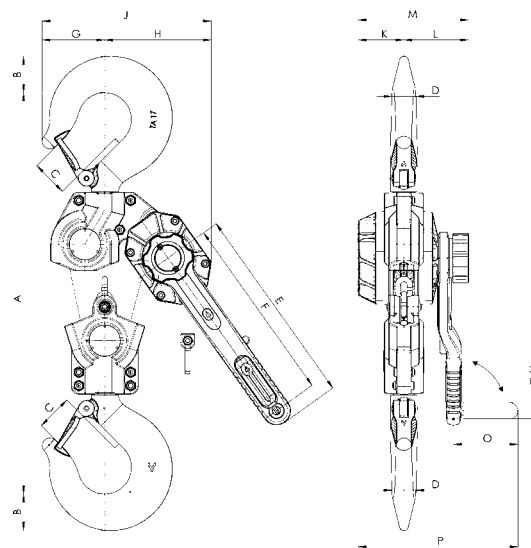

Based on a special
design the shipyard
hooks can be fixed to
avoid slipping
(resp. on steel plates
which were braced
for welding).



YaleERGO 360[®], 750 - 3000kg, single fall



YaleERGO 360[®], 6000kg, double fall



YaleERGO 360[®], 9000kg, three fall